



OSP Aphasia Mini-Newsletter

Aphasia resources to check out

Aphasia Simulations



If you've ever wondered what it's like to have aphasia or if you've ever struggled to understand aphasia, then these aphasia simulations are for you.

The hope is that the experiences that you will have through these activities will help you to increase your knowledge of aphasia and your empathy towards those who are living with aphasia.

These simulations from the Aphasia Corner are useful for everyone:

- Family members
- Communication partners
- Caregivers, including nursing assistants

Simulating Semantic Confusions

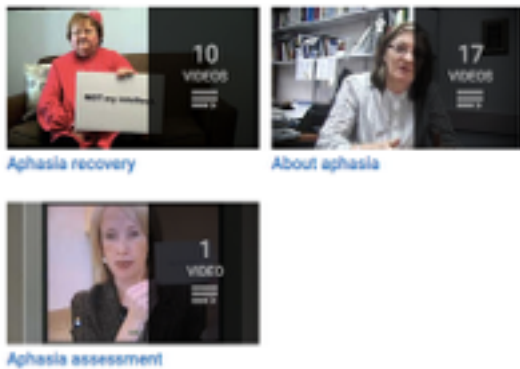
Write the name of the object you see on the picture.



- Nurses, occupational, and physical therapists
- Medical students
- Staff at retirement communities
- Business owners and other community members
- Members of the general public
- Teachers could use these simulations to teach students about aphasia, language, and the brain.
- Support groups and aphasia community groups could use these simulations at meetings or seminars.
- Vendors of products or services that are relevant to people with aphasia could use these simulations to learn more about people with aphasia.

Check it out [here](#)

Aphasia Channel- Youtube Resource



Aphasia channel is a treasure trove of videos all about Aphasia including:

- personal experiences
- aphasia groups and associations
- about aphasia
- aphasia recovery
- aphasia assessment

To check out these resources click [here](#)

Aphasia App Update

Here is our collection of apps that we find interesting and potentially worth checking out!



Tippy Talk

<https://itunes.apple.com/ie/app/tippytalk/id1140494661?mt=8>

This app allows a person living with a verbal disability to communicate by translating pictures into text messages which are then sent to a family member or care givers phone or tablet.

The app allows you the parent or caregiver to capture images that are uniquely identifiable and familiar to the person living with the verbal disability.

How it works:

You simply take a picture of an object, place, or person and apply the appropriate text. You can also reinforce language development by recording your voice over each picture

This communication is not restricted by distance


What you see:

This app uses a grid picture display to select the person/ receiver and then stored messages (also under symbols or pictures) - it then generates a text message so people can easily send a text when people aren't with them. it's fully customisable

NOTE: To try without buying, users must subscribe, and then cancel the subscription within a month- however cancelling takes a bit of fiddling around to do

Tippy Talk works on:


both iPhone and iPad



Test, Hey traveller what's the weather like?

Test, Hey traveller Hot day in Sydney





Aipoly

<https://itunes.apple.com/us/app/aipoly-vision/id1069166437?ls=1&mt=8>

Aipoly Vision is an object and colour recogniser that was created for the blind, visually impaired, and colour blind understand their surroundings, but is an excellent resource for those with Aphasia too.

How it works:

Simply point your phone at the object of interest and press any of the recognition buttons at the bottom of the screen to turn on the artificial intelligence.

Aipoly Vision can recognise 1,000 essential items for free, and many more through a subscription.

Recognise Everything:

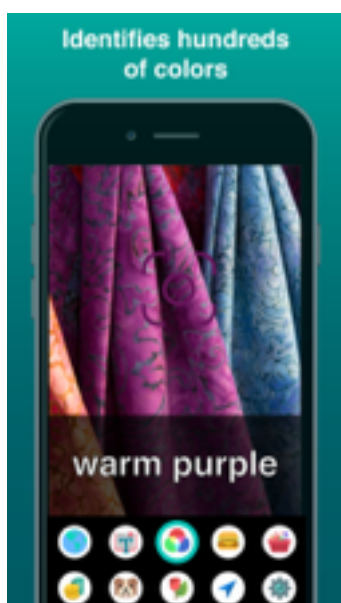
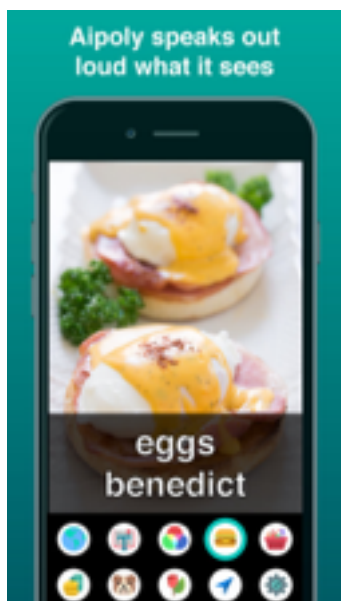
- Recognise Plants and Animals
- Read Text
- Recognise Currency
- Recognise Food
- Recognise Colours
- VoiceOver
- Internet free
- Multiple Language Support
- Intelligent Torch

Aipoly works on:

iPhone 5S and above
 iPad Air and above.
 iPad Mini 2 and above.

What you see:

Watch the app in action in this youtube video [here](#)





Super Duper "What Are They Thinking?"

<https://itunes.apple.com/au/app/super-duper-what-are-they/id439332859?mt=8>

While this is an education app for students, it can also be used to aid those with Aphasia.

Use the App to improve inferencing, reasoning, and conversational skills. All the people and animals in these fun photos have thought bubbles above their heads.

How it works:

Touch the screen to hear all of the thoughts or touch one thought bubble to hear just that character's thought. Hit the refresh button to hear a new thought for each bubble.

What are they thinking works on:

iPhone

iPad

includes all 60 photos



Apps for the future:

CommFit App

University of Queensland student Caitlin Brandenburg and colleagues have created a CommFit App for stroke victims

The app is inserted in a patch the size of a bandaid and worn by stroke victims suffering speech damage.

Ms Brandenburg said the app measured vocal cord vibrations.

“Basically we are measuring how much they (stroke victims) are talking so we know how much they have spoken in a day,” Ms Brandenburg said.

“So we hope by increasing the amount of speech, it will help people recover their language skills.

Read more [here](#)



